

SILICONE STRAIGHTS



For heavy duty pressure connections in hostile engine environments. Resists hardening, cracking, cold leaks, aging, steam and many chemicals. Ideal for extreme temperature and various pressure ranges where high performance levels are required.

Temperature range -54 °C to +177 °C. Meets or exceeds operating requirements of SAE J20 R1 Class A custom wall, TMC RP303B Class I Grade II and most OEM truck manufacturers specifications.

Straight Silicone Coolant Hose - 3 Ply polyester

I.D.		O.D.		Part number	Burst pressure - PSI (BAR)						Weight kg / m
mm	inch	mm	inch		actual		SAE J20 R 1**		TMC		
6	0.24	16	0.63	6 SIL 1000*	530	(36.5)					
8	0.32	18	0.71	8 SIL 1000*	520	(35.8)					
10	0.39	20	0.79	10 SIL 1000*	510	(35.2)					
13	0.50	23	0.82	13 SIL 1000*	500	(34.5)	425	(29.3)	125	(8.6)	0.24
16	0.63	26	0.95	16 SIL 1000*	485	(33.4)	425	(29.3)	125	(8.6)	0.30
19	0.75	29	1.07	19 SIL 1000*	475	(32.7)	325	(22.4)	125	(8.6)	0.36
22	0.88	32	1.25	22 SIL 1000*	465	(32.0)			125	(8.6)	0.42
25	1.00	35	1.38	25 SIL 1000*	450	(31.0)	300	(20.7)	125	(8.6)	0.48
28	1.13	39	1.45	28 SIL 1000*	435	(30.0)	300	(20.7)	125	(8.6)	0.54
32	1.25	42	1.57	32 SIL 1000*	425	(29.3)	275	(18.9)	125	(8.6)	0.60
35	1.38	45	1.75	35 SIL 1000*	400	(27.6)			125	(8.6)	0.65
38	1.50	48	1.89	38 SIL 1000*	375	(25.8)	250	(17.2)	125	(8.6)	0.71
41	1.63	51	2.00	41 SIL 1000*	350	(24.1)			125	(8.6)	0.77
45	1.75	54	2.07	45 SIL 1000*	300	(20.7)	225	(15.5)	125	(8.6)	0.83
48	1.89	58	2.28	48 SIL 1000*							
51	2.00	61	2.32	51 SIL 1000*	250	(17.2)	200	(13.8)	100	(6.9)	0.95
54	2.13	64	2.45	54 SIL 1000*	235	(16.2)			100	(6.9)	1.01
57	2.25	67	2.57	57 SIL 1000*	225	(15.5)	175	(12.1)	100	(6.9)	1.07
61	2.38	70	2.70	61 SIL 1000*	210	(14.5)			100	(6.9)	1.13
64	2.50	73	2.82	64 SIL 1000*	200	(13.8)	150	(10.3)	100	(6.9)	1.19
67	2.63	77	2.95	67 SIL 1000	200	(13.8)			100	(6.9)	1.25
70	2.75	80	3.07	70 SIL 1000*	200	(13.8)	125	(8.6)	100	(6.9)	1.31
76	3.00	86	3.32	76 SIL 1000*	200	(13.8)	100	(6.9)	100	(6.9)	1.43
82	3.25	92	3.57	82 SIL 1000	175	(12.1)			100	(6.9)	1.55
89	3.50	99	3.82	89 SIL 1000	150	(10.3)	75	(5.2)	100	(6.9)	1.67
102	4.00	112	4.32	102 SIL 1000	125	(8.6)	50	(3.4)	100	(6.9)	1.90

* Standard dimension

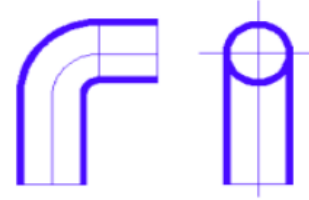
Lengths **1 metre**

** Class A Standard Wall

2 and 3 metre length available at request

IMPORTANT NOTICE: The information herein regarding our products, equipment and processes is believed to be reliable and to the best of our knowledge. We do not warrant the accuracy and completeness of any such information, whether expressed or implied, including warranties of fitness for a particular purpose. It is the user's or purchaser's responsibility to undertake sufficient testing to verify the suitability of our products for their own particular purpose. * = standard size.

SILICONE 90° ELBOWS



For heavy duty pressure connections in hostile engine environments. Resists hardening, cracking, cold leaks, aging, steam and many chemicals. Ideal for extreme temperature and various pressure ranges where high performance levels are required.

Temperature range -65°F (-54°C) to +350°F (+177°C). Meets or exceeds operating requirements of SAE J20 R1 Class A custom wall, TMC RP303B Class I Grade II and most OEM truck manufacturers specifications.

90° Silicone Coolant Elbow - 3 Ply polyester

I.D.		O.D.		Part number	Burst pressure - PSI (BAR)						Weight kg / m
mm	inch	mm	inch		actual		SAE J20 R 1**		TMC		
6	0.24	16	0.63	6 SIL 90102	530	(36.5)					
8	0.32	18	0.71	8 SIL 90102*	520	(35.8)					
10	0.39	20	0.79	10 SIL 90102*	510	(35.2)					
13	0.50	23	0.82	13 SIL 90102*	500	(34.5)	425	(29.3)	125	(8.6)	
16	0.63	26	0.95	16 SIL 90102*	485	(33.4)	425	(29.3)	125	(8.6)	
19	0.75	29	1.07	19 SIL 90102*	475	(32.7)	325	(22.4)	125	(8.6)	
22	0.88	32	1.25	22 SIL 90102*	465	(32.0)			125	(8.6)	
25	1.00	35	1.38	25 SIL 90102*	450	(31.0)	300	(20.7)	125	(8.6)	
28	1.13	39	1.45	28 SIL 90102*	435	(30.0)	300	(20.7)	125	(8.6)	
32	1.25	42	1.57	32 SIL 90102*	425	(29.3)	275	(18.9)	125	(8.6)	
35	1.38	45	1.75	35 SIL 90102*	400	(27.6)			125	(8.6)	
38	1.50	48	1.89	38 SIL 90102*	375	(25.8)	250	(17.2)	125	(8.6)	
41	1.63	51	2.00	41 SIL 90102*	350	(24.1)			125	(8.6)	
45	1.75	54	2.07	45 SIL 90102*	300	(20.7)	225	(15.5)	125	(8.6)	
48	1.89	58	2.28	48 SIL 90102*							
51	2.00	61	2.32	51 SIL 90102*	250	(17.2)	200	(13.8)	100	(6.9)	
54	2.13	64	2.45	54 SIL 90102*	235	(16.2)			100	(6.9)	
57	2.25	67	2.57	57 SIL 90102*	225	(15.5)	175	(12.1)	100	(6.9)	
61	2.38	70	2.70	61 SIL 90102*	210	(14.5)			100	(6.9)	
64	2.50	73	2.82	64 SIL 90102*	200	(13.8)	150	(10.3)	100	(6.9)	
67	2.63	77	2.95	67 SIL 90102	200	(13.8)			100	(6.9)	
70	2.75	80	3.07	70 SIL 90102*	200	(13.8)	125	(8.6)	100	(6.9)	
76	3.00	86	3.32	76 SIL 90102*	200	(13.8)	100	(6.9)	100	(6.9)	
82	3.25	92	3.57	82 SIL 90102	175	(12.1)			100	(6.9)	
89	3.50	99	3.82	89 SIL 90102	150	(10.3)	75	(5.2)	100	(6.9)	
102	4.00	112	4.32	102 SIL 90102	125	(8.6)	50	(3.4)	100	(6.9)	

* Standard dimension

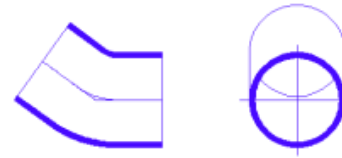
** Class A Standard Wall

IMPORTANT NOTICE: The information herein regarding our products, equipment and processes is believed to be reliable and to the best of our knowledge. We do not warrant the accuracy and completeness of any such information, whether expressed or implied, including warranties of fitness for a particular purpose. It is the user's or purchaser's responsibility to undertake sufficient testing to verify the suitability of our products for their own particular purpose. * = standard size.

STANDARD SILICONE OBTUSE ELBOWS



Apart from the straights and elbows we keep on stock, Likon have a very large range of non-exclusive standard tooling available to any customer or prospect. Since we cannot begin to list of of this tooling here, why not send us the dimensions of the part you require. It's very likely the tool you need has already been made.



NON-STOCK ITEMS

Obtuse angle elbows

I.D. mm	O.D. mm	Legs		Angle	I.D. mm	O.D. mm	Legs		Angle
		A	B					B	
14,7	24,7	70	100	93	38	48	130	130	115
66,7	76,7	100	150	95	44,5	54,5	210	210	115
31	41	85	155	97	50,8	60,8	26	82	115
90	100	160	180	97	60	70	35	35	115
8,7	18,7	11	18	100	67	77	101	127	115
25	35	50	50	100	14,5	24,5	62	97	120
50	60	71	233	100	16	26	76	76	120
58	68	110	140	100	19	29	50	50	120
22	32	80	210	105	19	29	40	1540	120
56	66	220	270	105	37	47	60	75	120
102	112	80	80	105	38	48	140	140	120
114	124	80	395	105	44	54	85	190	120
12,7	22,7	635	45	110	44,5	54,5	45	45	120
16	26	50	120	110	45	55	60	100	120
18	28	50	52	110	56	66	175	175	120
22	32	35	35	110	25	35	90	90	120
28,6	38,6	150	150	110	38	48	280	280	135
31,8	41,8	130	160	110	50	60	70	120	135
32	42	130	160	110	50,8	60,8	95	95	135
45	55	76	114	110	55,8	65,8	58	138	135
51	61	75	90	110	79,4	89,4	102	102	135
57	67	75	75	110	101	111	190	190	135
66,7	76,7	70	255	110					
68	78	40	40	110					

Etc.

This overview is not complete. Please inquiry for any hose not listed

IMPORTANT NOTICE: The information herein regarding our products, equipment and processes is believed to be reliable and to the best of our knowledge. We do not warrant the accuracy and completeness of any such information, whether expressed or implied, including warranties of fitness for a particular purpose. It is the user's or purchaser's responsibility to undertake sufficient testing to verify the suitability of our products for their own particular purpose.

STANDARD SILICONE HOSES VAR.

Apart from the straights and elbows we keep on stock, Likon have a very large range of non-exclusive standard tooling available to any customer or prospect. Since we cannot begin to list of this tooling here, why not send us the dimensions of the part you require. It's very likely the tool you need has already been made.

NON-STOCK ITEMS

Acute angle elbows									
I.D. mm	O.D. mm	Legs		Angle	I.D. mm	O.D. mm	Legs		Angle
		A	B				A	B	
19	29	20	139	38	33	43	25	33	60
31,8	41,8	76	76	45	49	59	230	290	70
38	48	76	143	45	44,5	54,5	130	145	76
38	48	76	76	45	12	22	25	295	80
38	48	76	165	45	20	30	170	240	80
38	48	63,5	229	45	37	47	90	90	80
56	66	60	113	45					



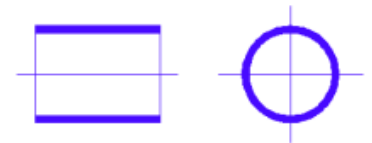
Convoluteds hoses
Under construction



Straight reducer hoses - Polyester reinforced
Under construction



Straight Turbo Charger hoses - Nomex/Glass fibre reinforced			
I.D.		O.D.	
inch	mm	inch	mm
Cf. straights dimensions and up		Cf. straights dimensions and up	



This overview is not complete. Please inquiry for any hose not listed

IMPORTANT NOTICE: The information herein regarding our products, equipment and processes is believed to be reliable and to the best of our knowledge. We do not warrant the accuracy and completeness of any such information, whether expressed or implied, including warranties of fitness for a particular purpose. It is the user's or purchaser's responsibility to undertake sufficient testing to verify the suitability of our products for their own particular purpose.